



# **Finding your way to Cloverleaf Project Achievement**



A silver metal spiral binding is visible on the left edge of the page, set against a light blue background. The main content of the page is on a cream-colored background.

# **Project Achievement will help you to:**

- Learn to research a project
- Organize ideas
-

# Project Achievement is:

- A good way to teach something that you know
- Showing and telling how to do something
- Sharing your knowledge or experiences


# 1. Select a project area

- Most require an informative speech
- Exception:
  - Creative Stitchery
  - Performing Arts
  - Between Meal Snacks
  - Food Fare

# Pick your project!




- Pick something you enjoy
- There are 62 categories from which to choose



# Project list

- Agriculture Awareness
- Archaeology
- Arts
- Beef
- Between Meal Snacks
- Bicycle
- Cat Care
- Clothing & Textiles
- Communications
- Companion Animal Science
- Computer Information Technology
- Crafts
- Creative Stitchery
- Dairy and Milk Science
- Dairy Foods
- Dog Care & Training
- Engineering & Mechanics
- Entomology
- Environmental Science
- Flowers, Shrubs, & Lawns
- Food Fare
- Food for Fitness
- Food for Health & Sport
- Food Safety & Preservation
- Forestry & Wood Science
- Fresh Water Fish & Shellfish
- Fruits, Vegetables, & Nuts
- General Recreation
- General Science
- Geology
- Health
- Herpetology
- Historic People
- Historic Places & Events
- Horse
- Housing, Equipment, & Environment
- Human Development
- Interior Design
- International
- Marine & Coastal Ecology
- Outdoor Recreation
- Outdoor Survival Skills
- Paleontology
- Performing Arts – General
- Performing Arts – Instrumental
- Performing Arts – Vocal
- Photography
- Plants, Soils, & Fertilizers
- Pork Production
- Poultry & Egg Science
- Public Speaking
- Rabbits
- Robotics
- Safety
- Sheep & Meat Goats
- Sports – Individual
- Sports –

- 
- To find out the details of each project you can:
    - Ask your 4-H leader
    - Talk with an adult such as teacher or parent
    - Call the 4-H office
    - Visit the Georgia 4



## 2. Narrow your subject

### Example – Entomology Category

- Topics within the category could be:
  - 
  - 
  - 
  -


# 3. Develop the project

- Research your subject
- Go to the library
- Use books and/or magazines
- The internet is a great source
- Talk with someone who has experience in the field

# 4. Organize your thoughts

- Make an outline
- A speech is divided into three main parts:
  - Introduction
  - Body
  - Conclusion

# The Introduction



- Opening statement or question to get the audience's attention
- Introduce yourself
- Tell what you are going to cover or talk about
- Why is the topic important and/or interesting to you?

# The Body

- Explain the facts about your subject
- Describe steps needed
- Tell materials or ingredients you need
- Tell the how or why of your subject
- Share your experiences
- Arrange your facts in logical order

# The Conclusion

- Summarize your main points
- Refer to opening question or statement
- Leave your audience interested in learning more about your topic

## 5. Visual Aids

- A visual aid is something your audience can see which helps them understand your subject. Examples:
  - Posters
  - Pictures
  - Items
  - Showing how to do something

# Poster Pointers

- Big and simple is best. Words should be read from the back of room
- Main ideas or phrases
- Use plain, easy to read type
- Dark colors for type, light colors for background



# Time requirements

- A cloverleaf presentation should be 3-5 minutes in length
- Presentation should not exceed 6 minutes
- Exception:
  - Performing arts – limited to 4 minutes

# 6. Practice

- Know your material and make sure you can pronounce all words
- Speak clearly and distinctly
- Stand tall and straight
- Make eye contact with audience
- Use or interact with your visuals

# Scoring Criteria

- Appearance 10%
- Visual Aids 10%
- Delivery 10%
- Orderly Progress 10%
- Accuracy of Information 15%
- Coverage of Subject 25%
- Knowledge of Subject 15%
- Time Limit 5%

# 7. When and Where?

- Cloverleaf County Project Achievement in Clarke County begins at 9:30 AM on a Saturday at the ACC Extension Facility. This is usually early February.
- Winners at the county competition will advance to District Project Achievement on a Saturday several weeks later to compete with students from other counties. This is usually in March.
- Check with the 4-H staff for exact dates for this year.

## 8. Do you need help?

- Make an appointment and come to the 4-H office
- Give your speech to one of the 4-H staff
  - Make any changes that are recommended